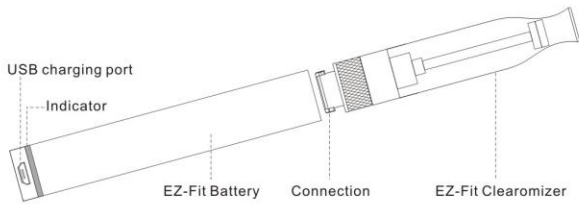


# MAGIC MIST EZ-VAPORIZER KIT

## User's Manual



### Clearomizer Specification:

1. Maximum fill volume: 2.4ml
2. Resistance: 2.0-2.4 ohms
3. Compatible with the Magic Mist EZ Vaporizer kit battery

### Caution:

The best way to enjoy this clearomizer is to hold it horizontally at about 15-degree angle, battery attachment end facing down (as shown in picture above). Avoid inhaling more than 10 times continuously; otherwise burnt taste may be experienced.

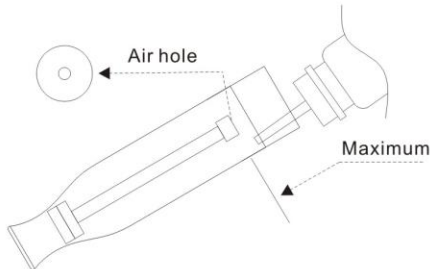
### Refilling a Clearomizer:

The EZ-FIT clearomizer can be filled with a standard drip tip e-liquid bottle, but sometimes be easier for some to use the optional needle tip.

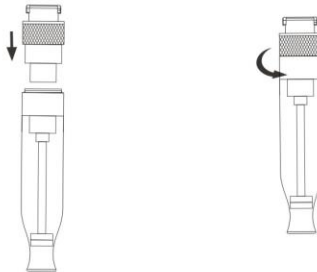
1. Remove the EZ-FIT clearomizer from the battery carefully by holding bottom part (atomizer) of the clearomizer and twisting it counter clockwise.



2. Hold the EZ-FIT clearomizer at a 45 degree angle and begin dripping e-liquid along the inside wall of the unit until it is filled to just below the bottom of the rubber cover inside of the unit. It will hold approximately 2.4ml of e-liquid from empty.



3. Screw the clearomizer in clockwise.



4. Clean the clearomizer well from all sides in case there was any spillage or extra liquid.
5. Turn the clearomizer in horizontal direction and rotate it to make sure that there is no leakage of any liquid from any side.
6. Let the clearomizer stand on its white base for about 30 seconds. Then check for any leakage of any kind from the bottom or any other side.
7. If you see any leakage in the clearomizer, please do not put it on the vaporizer.

### IT COULD DAMAGE THE VAPORIZER

Since it is an automatic vaporizer, even if a single drop of liquid drops inside it, it could immediately result in the short-circuit of vaporizer, rendering it useless.

8. If there is any leakage of any kind, pour out the liquid into another clearomizer, and dispose off the leaking clearomizer immediately.
9. If you don't see any leakage, just insert and twist the clearomizer on your vaporizer and start using it.

### Important tips:

1. Storage and carrying around:
  - a. If possible, detach the clearomizer from the vaporizer while carrying. Also, if possible carry it with as little liquid as possible in a carry case.
  - b. If you need to carry the vaporizer with you (with liquid in the clearomizer), please make sure that it stays in upright position and does not wobble.
2. It is a good idea to refill your EZ-FIT before it is completely empty. It should vape well up until it has as little as 0.2ml of e-liquid remaining.
3. Most people find the most effective way to vape is to take slower and longer draws than you would with a tobacco cigarette.
4. In the event that e-liquid gets trapped in the airflow holes, you may hear a bubbling sound as you vape. Simply take a piece of paper towel and wrap it around the bottom of the EZ-FIT where the airflow holes are located, and blow hard into the mouthpiece several times. This should push the e-liquid out through the air holes and onto the paper towel.

### EZ-Vaporizer Kit Battery Specification:

1. Working Voltage: 3.5V (loaded)-3.7V(Unloaded)
2. Capacity : 650mah
3. LED: Red (charging) / Green (charged)
4. Charging Time: 3 hours

### Charging the Battery:

1. Insert the Micro-USB end of charging cable into the USB charging port of the battery and the other end into the USB port on the computer or a wall adapter.
2. The indicator light will be Red while the battery is charging and will turn Green once the battery is fully charged.
3. Tips for Charging the Battery.

- a. Do not try to insert the charger upside down.



- b. Do not try to insert the charger at an angle.



- c. Insert the charger in horizontal direction and with the right face up.



### Warning

Electronic Cigarettes are intended for use by persons of legal smoking age, not by non-smokers or by children, women who are pregnant or breastfeeding, or persons with or at risk of heart disease, high blood pressure, hypertension, diabetes, or taking medicine for depression or asthma. Consult a physician if you experience nicotine misuse symptoms such as nausea, vomiting, dizziness, diarrhea, weakness and rapid heart-beat or hypertension.

