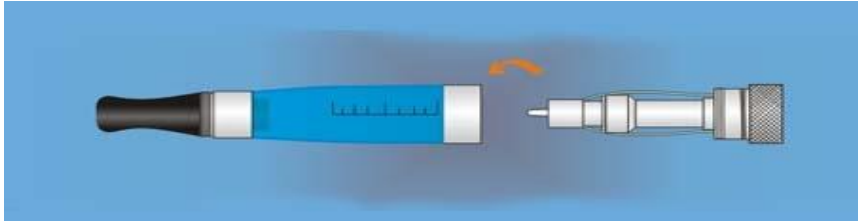
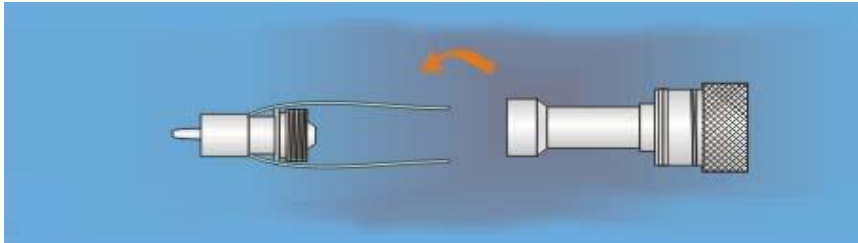


## How to change the coil head on eGo CE5 Clearomizer:

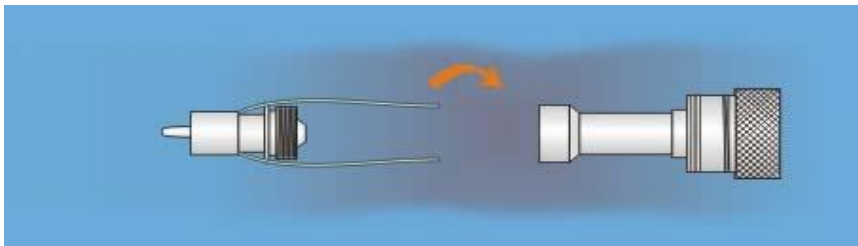
**Step 1: Unscrew the eGo CE5 clearomizer tube from eGo CE5 clearomizer base.**



**Step 2: Unscrew the eGo CE5 clearomizer coil head from the top of the base assembly.**



**Step3: Screw the new eGo CE5 clearomizer coil head into the CE5 clearomizer base again.**



**Step4: Screw the CE5 clearomizer tube back into the eGo CE5 clearomizer base.**

